

R4-81 Rotary Paddle Latch

Pull-to-open

Features

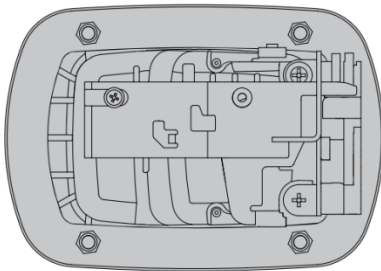
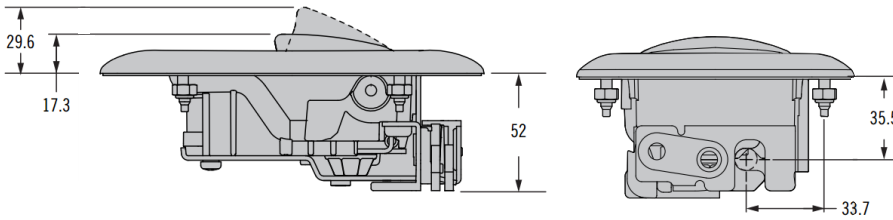
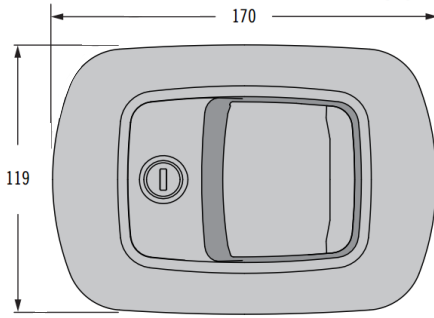
- Rear mount installation
- Direct actuation, no cable or rod required
- Single or two stage latching
- Integrated bumper option
- Environmentally sealed

Material

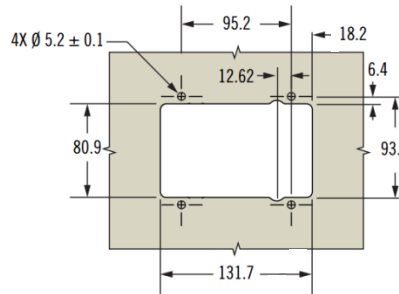
- Housing: Glass-filled nylon, black
- Paddle: Zinc alloy, black powder coated or chrome plated

Notes

- Maximum tightening torque on supplied mounting nuts 3 N.m
- Contact Gripwell for lock core selection and other key choices



Panel Preparation



Maximum Door Thickness - 8mm

S Stage & Bumper

- 2 Single Stage
- 4 Two Stage
- 6 Single Stage with Integrated Bumper
- 8 Two Stage with Integrated Bumper

PP Paddle Finish

- 30 Chrome, polished
- 50 Black powder coated

R4 - 81 - S L 1 - PP - KC

L Locking Options

- 1 Reversible Key (No Keys - R001)
- 2 Reversible Key (2 Keys included - R001)
- 3 Reversible Key (2 keys included - Keyed differently)
- 4 Standard Key (No keys - CH751)
- 5 Standard Key (2 Keys included - CH751)
- 6 Standard Key (2 keys included - Keyed differently)
- 9 No Lock Plug installed (See notes for more information)

KC Key Codes

- (Omit for Locking Options 1, 2, 4, 5 and 9)
- *KD10 Keyed Differently (Only used if L =3 or 6)
- *MK10 Master Keyed Differently (Only used if L =6)

*Supplied in multiples of 10 with 10 different key codes.

R4 Striker Bolt

Small - Installation

Features

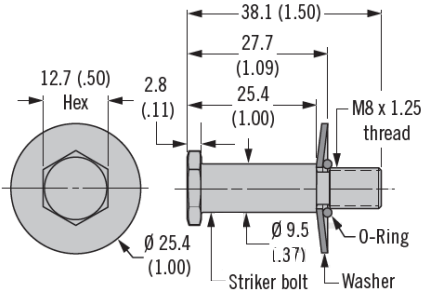
- Striker bolt for R4-10 series rotary latch

Material

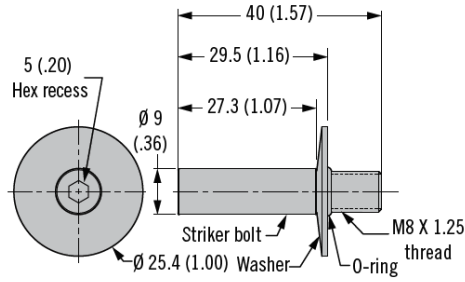
- Steel, zinc plated or stainless steel



Striker Bolt Assembly - Standard (sold separately)



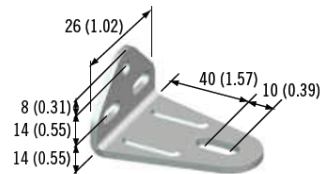
Striker Bolt Assembly - Integrated Bumper (sold separately)



Striker 90° Mounting Bracket

Striker Bolt Part Number - Standard	
Part Number	Material
R4-90-121-10	Steel
R4-90-121-20	Stainless Steel
Striker Bolt Part Number - Integrated Bumper Version	
R4-90-124-10	Steel
R4-90-124-20	Stainless Steel

Striker Mounting Bracket Part Number
R4-0-50114



Operation

